

1-Line, Bi-directional, Transient Voltage Suppressors

Descriptions

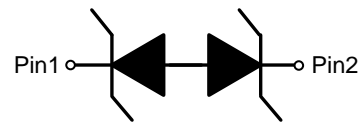
The ESD5D030TA is a bi-directional TVS (Transient Voltage Suppressor). It is specifically designed to protect sensitive electronic components that may be subjected to ESD (Electrostatic Discharge), EFT (Electrical Fast Transients) and Lightning. It is particularly well-suited for cellular phones, portable device, digital cameras, power supplies and many other portable applications because of its small package and low weight.

The ESD5D030TA may be used to provide ESD protection up to 20KV Air, 15KV contact compliance to IEC61000 -4-2

The ESD5D030TA is available in SOD-882 package. Standard products are Pb-free and Halogen-free.



SOD882



Circuit diagram

Features

- Stand-off voltage: $\pm 5V$ Max
- Transient protection for each line according to IEC61000-4-2 (ESD): 20KV Air, 15KV contact IEC61000-4-5 (surge): 2 A (8/20 μ s)

Applications

- Cell phone handsets and accessories
- Personal Digital Assistants (PDAs)
- Notebooks, Desktops, and Servers
- Portable Instrumentation
- Digital Cameras
- Car entertainment systems, automotive instrumentation

Order information

Device	Marking	Package	Shipping
ESD5D030TA	AN	SOD-882	10000/Tape&Reel

Absolute maximum ratings

Parameter	Symbol	Rating	Unit
Peak pulse power ($t_p = 8/20\mu s$)	P_{pk}	24	W
Peak pulse current ($t_p = 8/20\mu s$)	I_{PP}	2	A
ESD according to IEC61000-4-2 air discharge	V_{ESD}	± 20	kV
ESD according to IEC61000-4-2 contact discharge		± 15	
Operation junction temperature	T_J	-50~125	$^{\circ}C$
Lead temperature	T_L	260	$^{\circ}C$
Storage temperature	T_{STG}	-65~150	$^{\circ}C$

Electrical characteristics (TA=25 oC, unless otherwise noted)

Parameter	Symbol	Condition	Min.	Typ.	Max.	Unit
Reverse stand-off voltage	V_{RWM}				± 5	V
Reverse leakage current	I_R	$V_{RWM} = 5V$			0.5	μA
Reveres breakdown voltage	V_{BR}	$I_T = 1mA$	5.5		8.0	V
Clamping voltage	V_C	$I_{pp} = 1A$ $t_p = 8/20\mu s$			9.0	V
		$I_{pp} = 2A$ $t_p = 8/20\mu s$			12.0	V
Junction capacitance	C_J	$V_R = 0V, f = 1MHz$		3.0	5.0	pF

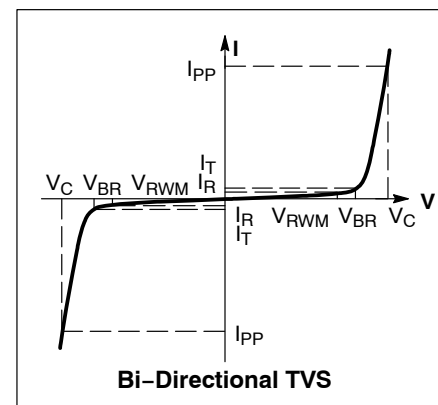
Electrical performance curve

V_C : Maximum clamping voltage

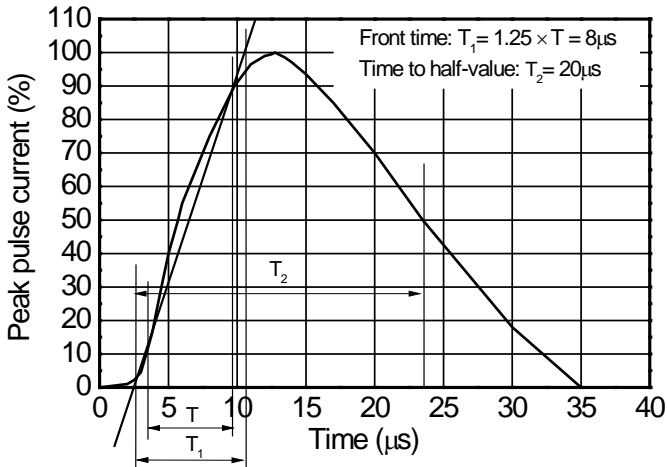
V_{br} : Reverse breakdown voltage

V_{RWM} : Working voltage

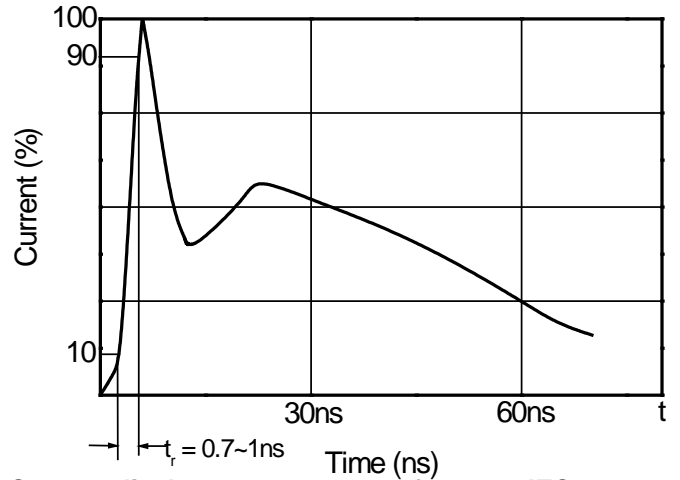
I_{PP} : Maximum peak current



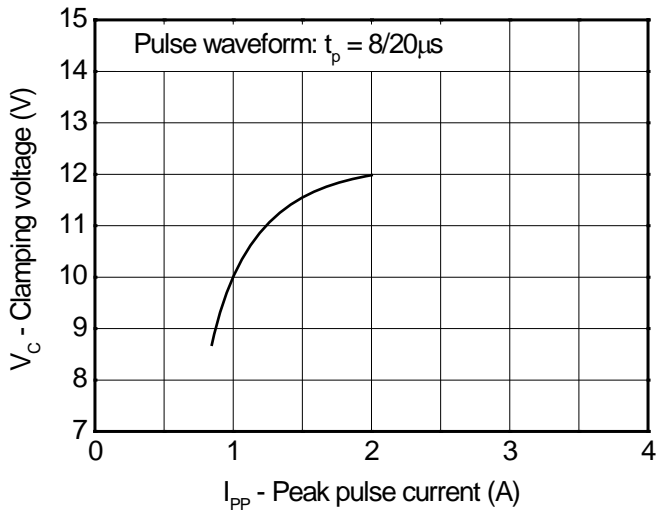
Typical characteristics ($T_A=25^\circ\text{C}$, unless otherwise noted)



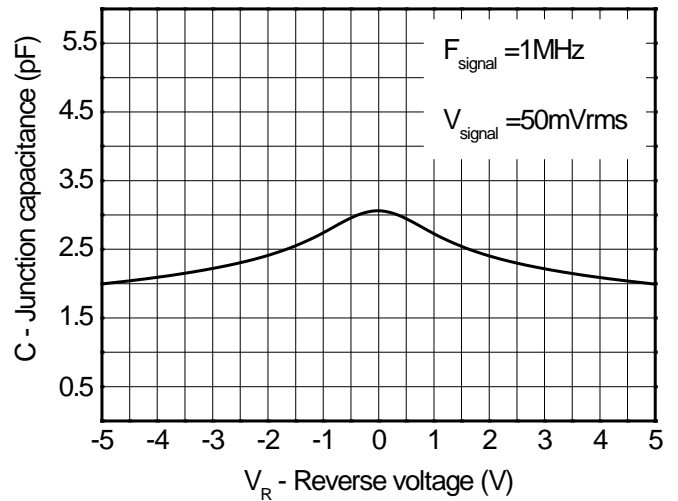
8/20 μs waveform per IEC61000-4-5



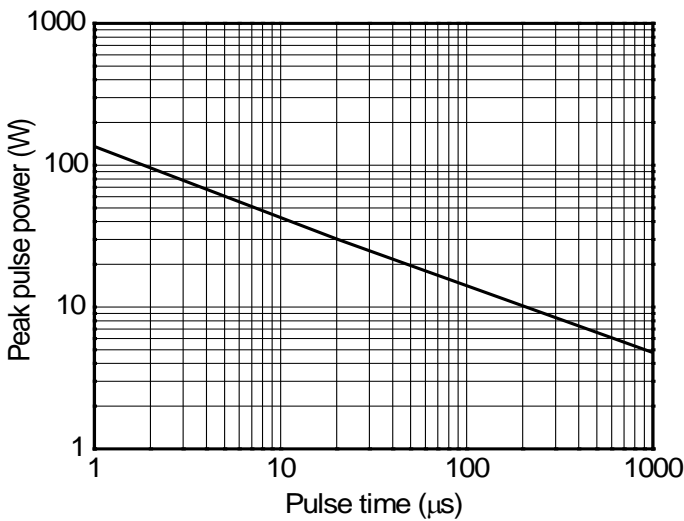
Contact discharge current waveform per IEC61000-4-2



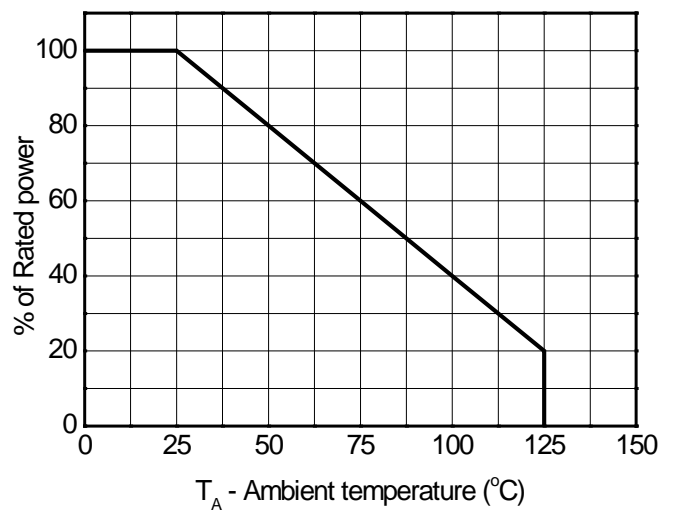
Clamping voltage vs. Peak pulse current



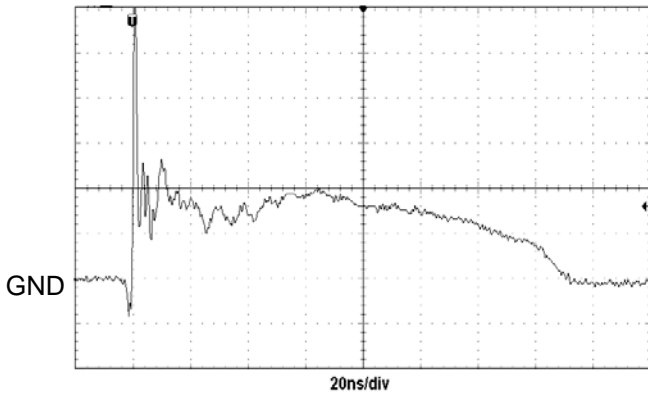
Capacitance vs. Revers voltage



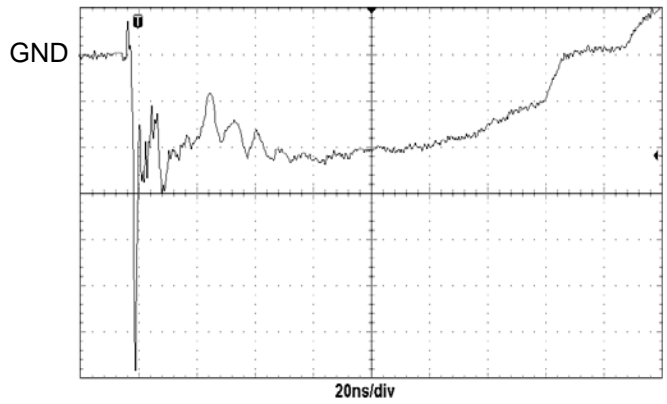
Non-repetitive peak pulse power vs. Pulse time



Power derating vs. Ambient temperature




ESD clamping
(+8kV contact discharge per IEC61000-4-2)




ESD clamping
(-8kV contact discharge per IEC61000-4-2)

USB 2.0 Eye Diagram



USB 2.0 Eye Diagram ESD5D030TA

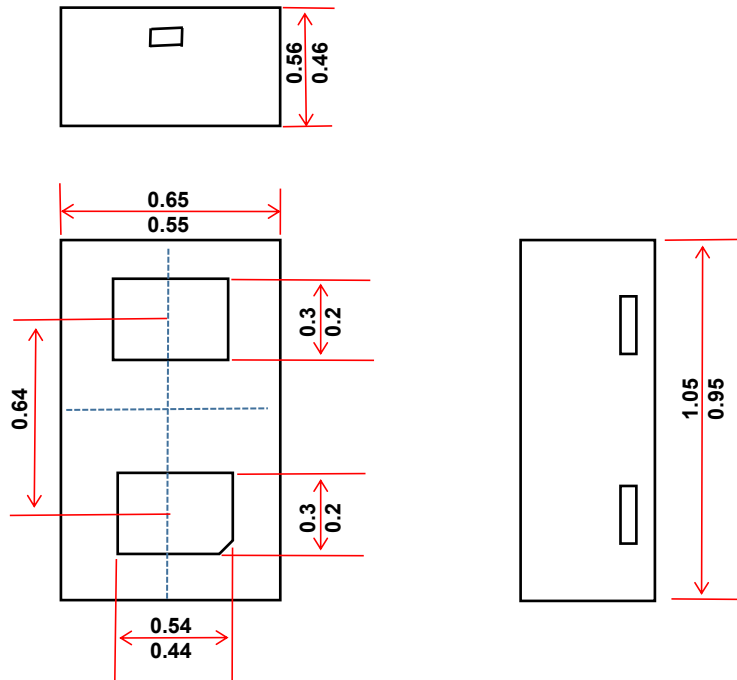


Package outline dimensions

SOD882

DIMENSION OUTLINE:

Unit:mm



Recommended Mounting Pad Layout Unit:mm

