

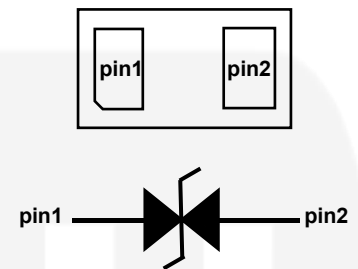
## Description

- ◆ This low-power TVS (Transient Voltage Suppressor) is mainly used for signal and power supply to protect the back-stage circuit from ESD(Electrostatic Discharge) and EFT(Electrical Fast Transients) and improve the reliability of the product, because its extremely small package is suitable for various portable devices and mobile electronic devices.



## Features

- ◆ IEC61000-4-2(ESD): $\pm 30$ KV Max Air  
 $\pm 30$ KV Max Contact
- ◆ IEC61000-4-4(EFT):40A(5/50ns)
- ◆ IEC61000-4-5(Surge): 7.0A(8/20us)
- ◆ Line capacitance:10 pF(typical)@1MHz
- ◆ Very low reverse current: $I_R < 0.1\mu A$ (typical)
- ◆ Halogen free ,Lead free and RoHs



**Circuit Diagram**

## Application

- ◆ Cellular phones
- ◆ Portable devices
- ◆ Digital cameras
- ◆ Player
- ◆ Smart home
- ◆ Robot

## Order information

Model	Marking	Package	shipping
ESD5D090TA	C	DFN0603-2L	10000/Tape&Reel

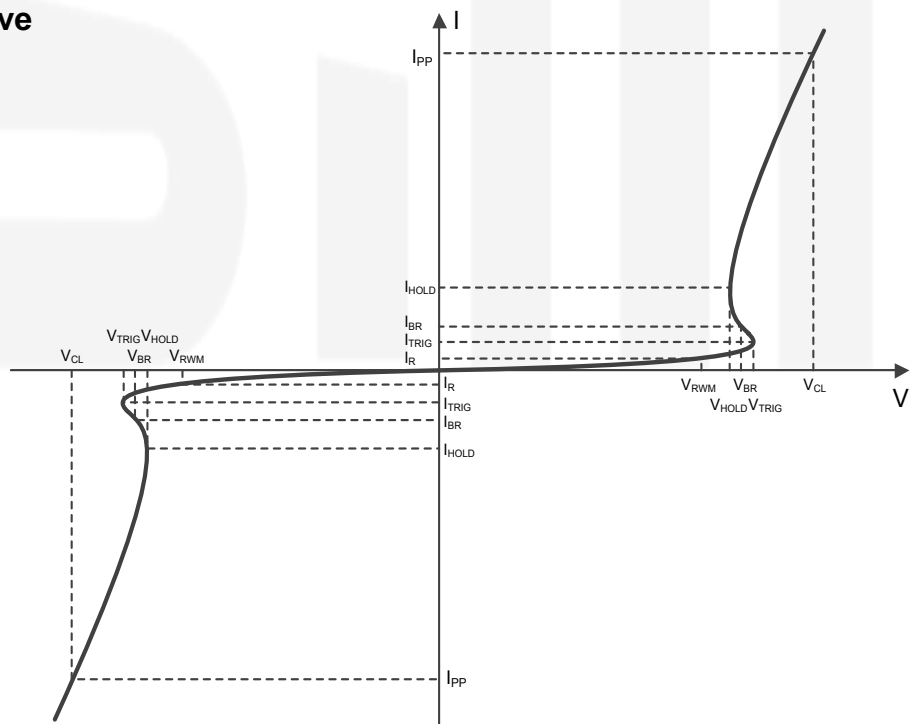
## Electrical characteristic(T=25°C, unless otherwise specified)

Parameter	Symbol	Conditions	Min.	TYP.	Max.	Units
Reverse stand-off voltage	$V_{RWM}$				$\pm 5.0$	V
Reverse leakage current	$I_R$	$V_{RWM}=5.0V$			0.1	$\mu A$
Reverse breakdown voltage	$V_{BR}$	$I_T=1mA$	5.5	6.2		V
Dynamic resistance	$R_{DYN}$			0.23		
Peak pulse current	$I_{PP}$	$V_{C_{Max}}(8/20\mu s)$	5.5	7.0		A
Clamping voltage	$V_C$	$I_{PP}=1A(8/20\mu s)$		7.5		V
		$I_{pp}=7.0A(8/20\mu s)$		8.5	10.0	V
Junction capacitance	$C_J$	$V_R=0V f=1MHz$		8.0	15.0	pF

## Electrical characteristic(T=25°C, unless otherwise specified)

### Electrical performance curve

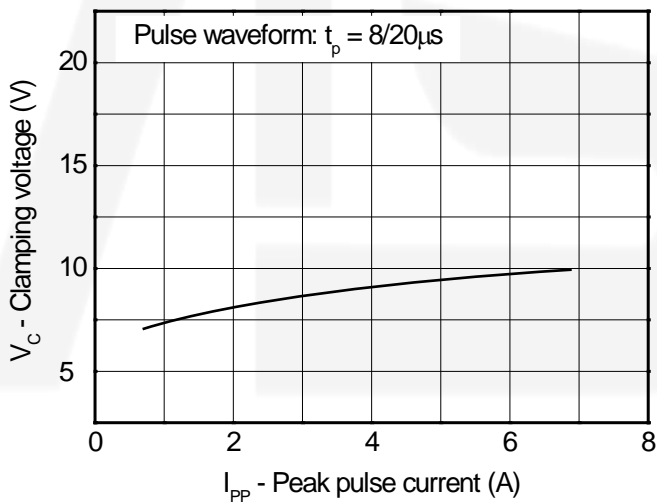
- $V_{RWM}$  Reverse stand-off voltage
- $I_R$  Reverse leakage current
- $V_{CL}$  Clamping voltage
- $I_{PP}$  Peak pulse current
- $V_{TRIG}$  Reverse trigger voltage
- $I_{TRIG}$  Reverse trigger current
- $V_{BR}$  Reverse breakdown voltage
- $I_{BR}$  Reverse breakdown current
- $V_{HOLD}$  Reverse holding voltage
- $I_{HOLD}$  Reverse holding current



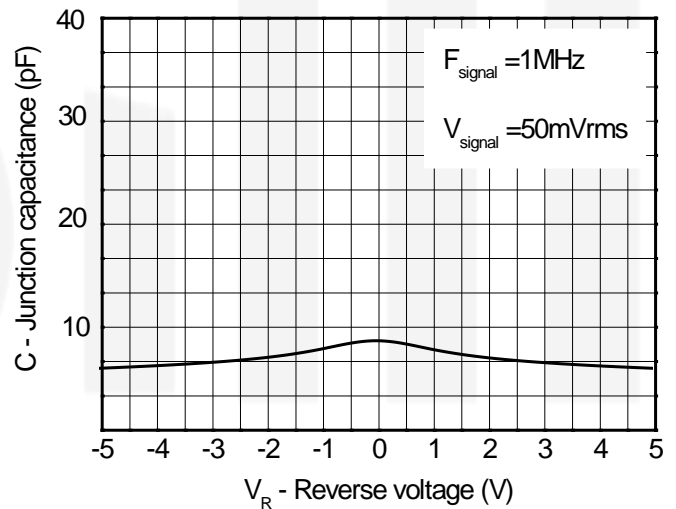
## Maximum Rating

Rating	symbol	value	Units
Peak Pulse Current( $t_p=8/20\mu s$ )	$I_{pp}$	7.0	A
ESD per IEC61000-4-2(Contact)	$V_{ESD}$	$\pm 30$	KV
ESD per IEC61000-4-2(Air)		$\pm 30$	
Operating Temperature	$T_J$	-40~125	$^{\circ}C$
Storage Temperature	$T_{STG}$	-55~155	$^{\circ}C$

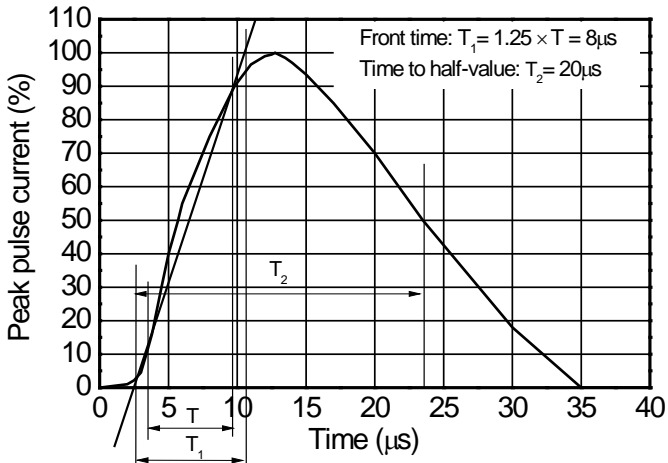
## Typical characteristic



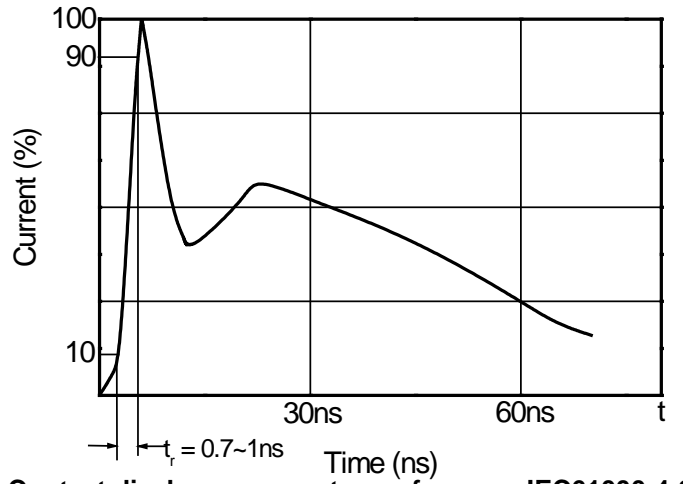
Clamping voltage vs. Peak pulse current



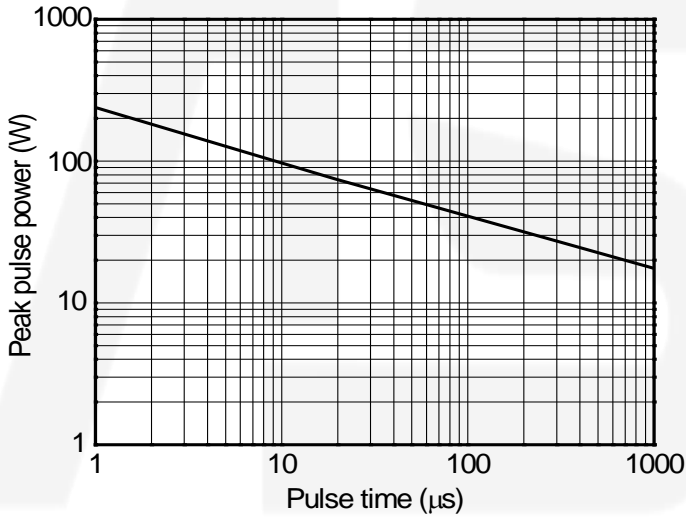
Capacitance vs. Reverse voltage



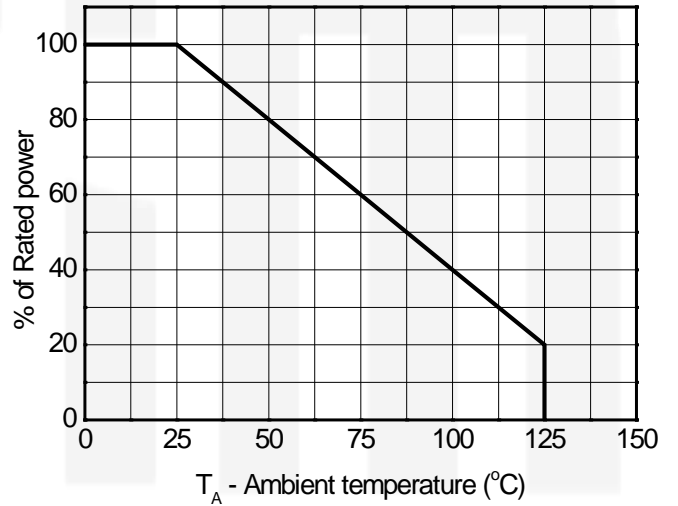
**8/20μs waveform per IEC61000-4-5**



**Contact discharge current waveform per IEC61000-4-2**



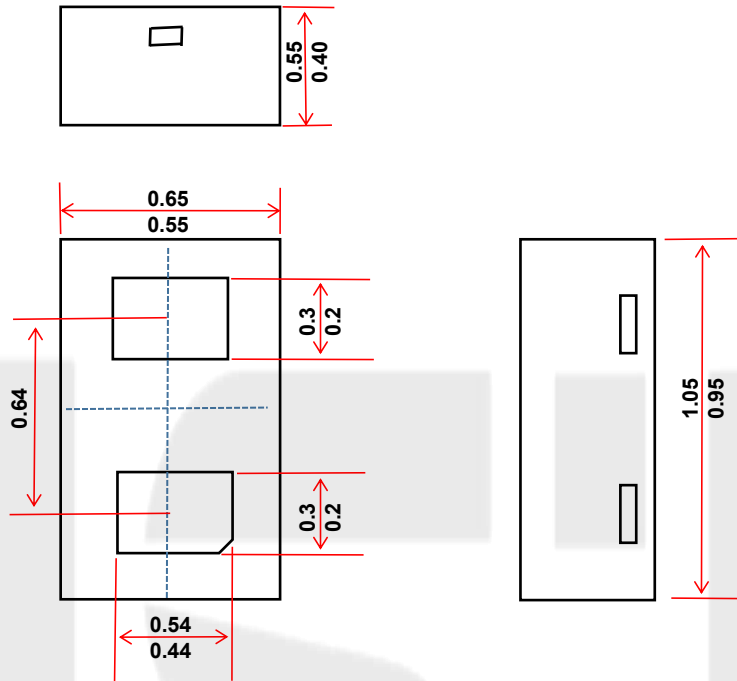
**Non-repetitive peak pulse power vs. Pulse time**



**Power derating vs. Ambient temperature**

**Dimension outline** Unit:mm

**DFN1006-2L(SOD882)**



**Recommended Mounting Pad Layout** Unit:mm

